



Global Procurement Software Market

Industry Dynamics, Market Size, and Opportunity Forecast to 2026

December 2020

ABOUT US

Report Ocean provides a full scope of business intelligence solution for solving your toughest challenges. RO is an emerging global expert & pioneer in the market research and provision of exclusive market INTEL. We optimize your decision making by equipping your industry with an accurate & better market research according to your industry demands through our professionally designed qualitative & quantitative research methods

We believe in delivering strategic blueprint of success that will help our Clients to pave their paths of success. Industries we are catering to are as below:



TABLE OF CONTENT

Section	Description
Chapter 1.	<u>Research Framework</u>
1.1.	Research Objective
1.2.	Product Overview
1.3.	Market Segmentation
Chapter 2.	<u>Research Methodology</u>
2.1.	Qualitative Research
2.1.1.	Primary & Secondary Sources
2.2.	Quantitative Research
2.2.1.	Primary & Secondary Sources
2.3.	Breakdown of Primary Research Respondents, By Country



TABLE OF CONTENT

Section	Description
2.4.	Assumption for the Study
2.5.	Market Size Estimation
2.6.	Data Triangulation
Chapter 3.	<u>Executive Summary</u>
Chapter 4.	<u>Global Procurement Software Industry Insights</u>
4.1.	DROC Analysis
4.1.1.	Growth Drivers
4.1.2.	Restraints
4.1.3.	Opportunities
4.1.4.	Challenges




TABLE OF CONTENT

Section	Description
4.2.	Recent Development
4.3.	Porter's Five Forces Analysis
4.3.1.	Bargaining Power of Suppliers
4.3.2.	Bargaining Power of Buyers
4.3.3.	Threat of Substitutes
4.3.4.	Threat of New Entrants
4.3.5.	Intensity of Rivalry
Chapter 5.	<u>Global Procurement Software Market Overview</u>
5.1.	Market Size & Forecast by Value, 2016-2026
5.1.1.	By Value (USD Million)



TABLE OF CONTENT

Section	Description
5.2.	Market Share & Forecast
5.2.1.	By Deployment
5.2.1.1.	Cloud Based
5.2.1.2.	On Premise
5.2.2.	By Software
5.2.2.1.	Spend Analysis
5.2.2.2.	E-Sourcing
5.2.2.3.	E-Procurement
5.2.3.	By Industry
5.2.3.1.	Retail




TABLE OF CONTENT

Section	Description
5.2.3.2.	Manufacturing
5.2.3.3.	Transportation & Logistics
5.2.3.4.	Healthcare
5.2.3.5.	BFSI
5.2.3.6.	Others
5.2.4.	By Region
5.2.4.1.	North America
5.2.4.2.	Europe
5.2.4.3.	Asia Pacific
5.2.4.4.	Latin America




TABLE OF CONTENT

Section	Description
5.2.4.5.	Middle East & Africa
Chapter 6.	<u>North America Procurement Software Market</u>
6.1.1.	By Deployment
6.1.2.	By Software
6.1.3.	By Industries
6.1.4.	By Country
6.1.4.1.	United States
6.1.4.2.	Canada
Chapter 7.	<u>Europe Procurement Software Market</u>
7.1.	Market Size & Forecast by Value, 2016-2026



TABLE OF CONTENT

Section	Description
7.1.1.	By Value (USD Million)
7.2.	Market Share & Forecast
7.2.1.	By Deployment
7.2.2.	By Software
7.2.3.	By Industries
7.2.4.	By Country
7.2.4.1.	Germany
7.2.4.2.	United Kingdom
7.2.4.3.	France
7.2.4.4.	Italy



TABLE OF CONTENT

Section	Description
7.2.4.5.	Spain
7.2.4.6.	Russia
7.2.4.7.	Rest of Europe
Chapter 8.	<u>Asia Pacific Procurement Software Market</u>
8.1.	Market Size & Forecast by Value, 2016-2026
8.1.1.	By Value (USD Million)
8.2.	Market Share & Forecast
8.2.1.	By Deployment
8.2.2.	By Software
8.2.3.	By Vertical




TABLE OF CONTENT

Section	Description
8.2.4.	By Country
8.2.4.1.	China
8.2.4.2.	India
8.2.4.3.	Japan
8.2.4.4.	Rest of Asia Pacific
Chapter 9.	<u>Latin America Procurement Software Market</u>
9.1.	Market Size & Forecast by Value, 2016-2026
9.1.1.	By Value (USD Million)
9.2.	Market Share & Forecast
9.2.1.	By Deployment



TABLE OF CONTENT

Section	Description
9.2.2.	By Software
9.2.3.	By Vertical
9.2.4.	By Country
9.2.4.1.	Mexico
9.2.4.2.	Brazil
9.2.4.3.	Rest of Latin America
Chapter 10.	<u>Middle East & Africa Procurement Software Market</u>
10.1.	Market Size & Forecast by Value, 2016-2026
10.1.1.	By Value (USD Million)
10.2.	Market Share & Forecast



TABLE OF CONTENT

Section	Description
10.2.1.	By Deployment
10.2.2.	By Software
10.2.3.	By Vertical
10.2.4.	By Country
10.2.4.1.	Saudi Arabia
10.2.4.2.	UAE
10.2.4.3.	South Africa
10.2.4.4.	Rest of Middle East & Africa
Chapter 11.	<u>Competitive Landscape</u>
11.1.	Company Market Share Analysis, 2019



TABLE OF CONTENT

Section	Description
Chapter 12.	<u>Impact of COVID-19 across industry</u>
Chapter 13.	<u>Company Profile (Company Overview, Financial Matrix, Key Product landscape, Key Personnel, Key Competitors, Contact Address, and Strategic Outlook)</u>
13.1.	SAP SE
13.2.	Proactis Holdings PLC
13.3.	Coupa Software Inc.
13.4.	Microsoft Corporation
13.5.	Oracle Corporation
13.6.	Epicor Software Corporation
13.7.	Ginesys
13.8.	Zycus, Inc.





TABLE OF CONTENT

Section	Description
13.9.	Ivalua Inc.
13.10.	Infor Inc.
13.11.	Jaggaer
13.12.	Tangoe, Inc.



Disclaimer

The content of this report is based on information generally available to the public from sources believed to be reliable. No representation is made that it is timely, accurate or complete. Report Ocean Consulting has taken due care and caution in compilation of data as this has been obtained from various sources, including which it considers reliable and firsthand. However, Report Ocean Consulting does not guarantee the accuracy, adequacy or completeness of any information and it is not responsible for any errors or omissions or for the results obtained from the use of such information and especially states that it has no financial liability whatsoever to the subscribers/users of this report. The information herein, together with all estimates and forecasts, can change without notice. All the figures provided in this document are indicative of the relative market size and are strictly for client's internal consumption. Usage of the same for purpose other than internal will require prior approval of Report Ocean Consulting.



Copyright © 2021 Report Ocean Consulting

All Rights Reserved. This document contains highly confidential information and is the sole property of Report Ocean Consulting. No part of it may be circulated, copied, quoted, or otherwise reproduced without the written approval of Report Ocean Consulting.

UNITED STATES

500 N Michigan Ave, Suite 600,
Chicago, Illinois 60611
Email: sales@reportocean.com
Phone: +1 888 212 3539

ASIA PACIFIC

BSI Business Park, Sector-63,
Noida, U.P., India - 201301
Email: sales@reportocean.com
Phone: +91-9997112116

THANK YOU

